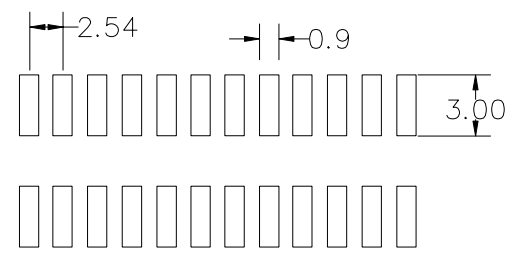
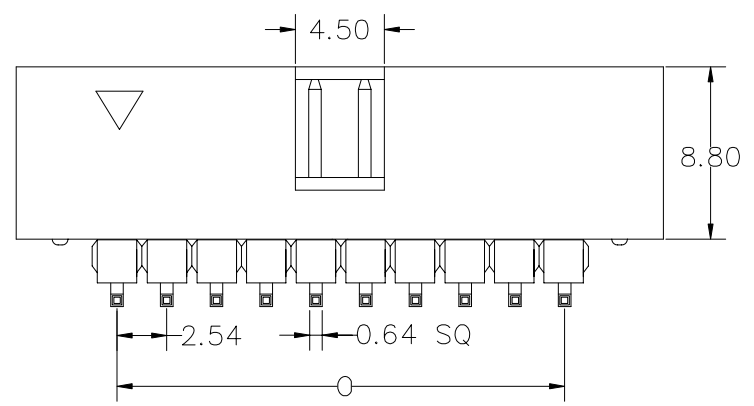
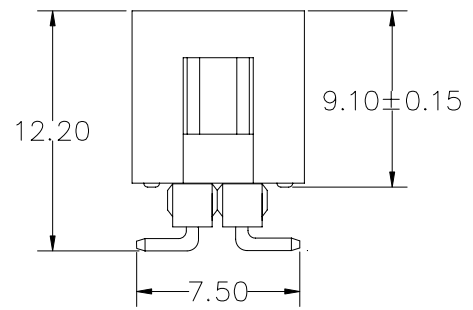


Number Of Position	DIMENSIONS		
	A	B	C
06	15.24	12.94	5.08
08	17.78	15.84	7.62
10	20.32	18.02	10.16
12	22.86	20.56	12.70
14	25.40	23.10	15.24
16	27.94	25.64	17.78
20	33.02	30.72	22.86
24	38.10	35.80	27.94
26	40.64	38.34	30.48
30	45.72	43.42	35.56
32	48.26	45.96	38.10
34	50.80	48.50	40.64
40	58.42	56.12	48.26
44	63.50	61.20	53.34
50	71.12	68.82	60.96
60	83.82	81.52	73.66
64	88.90	86.60	78.74



P.C.B LAYOUT

BS-V122X-xx-LF
LEADFREE

RoHS Compliant

MATERIAL
HOUSING : THERMOPLASTIC UL94V-0
CONTACT : COPPER ALLOYS

SPECIFICATION
CURRENT: 3A
OPERATING TEMPERATURE: -25°C TO +105°C
DIELECTRIC WITHSTANDING : AC 500 V
CONTACT RESISTANCE : 20 MOHM MAX
INSULATION RESISTANCE : 1000 MEGAOHMS MIN



PART NO. BS-V122X-xx

DWG NO. BS-V122X-xx

CHECKED BY CY

TOLERANCES ARE

DESCRIP TION:

煜倫股份有限公司

FILE NO.

DRAWING BY

.X ± 0.2
.XX ± 0.1
.XXX ±
AWG

UNIT / mm

SCALE 1:1

PROJECTION

AREA

REVISIONS

HK

DATE